

Name: \_\_\_\_\_

Test Date: \_\_\_\_\_

### Nervous/Brain System Study Guide

**Vocabulary Words:** Using index cards or homemade index cards, put the vocab word on one side, and the definition on the other side. You are responsible for knowing these words and their definitions.

Cerebrum

Cerebellum

Brain Stem

Pituitary Gland

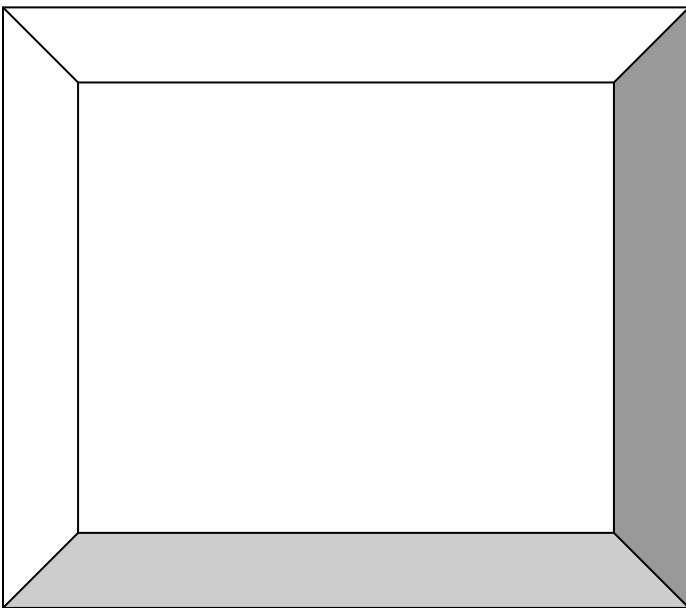
Hypothalamus

Neurons

Nerves

Spinal Cord

Draw a detailed picture of everything the Cerebrum does? On the lines, describe the **functions of it!**



---

---

---

---

---

---

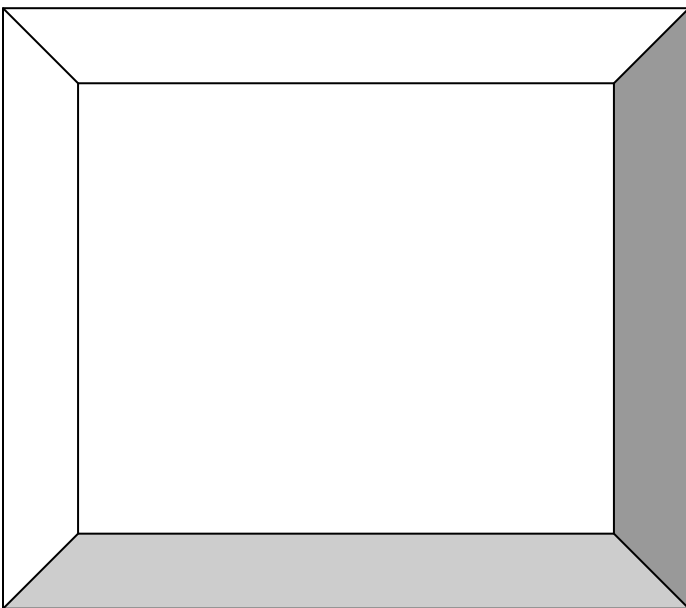
---

---

---

---

Draw a detailed picture of everything the Cerebellum does? On the lines, describe the **functions of it!**



---

---

---

---

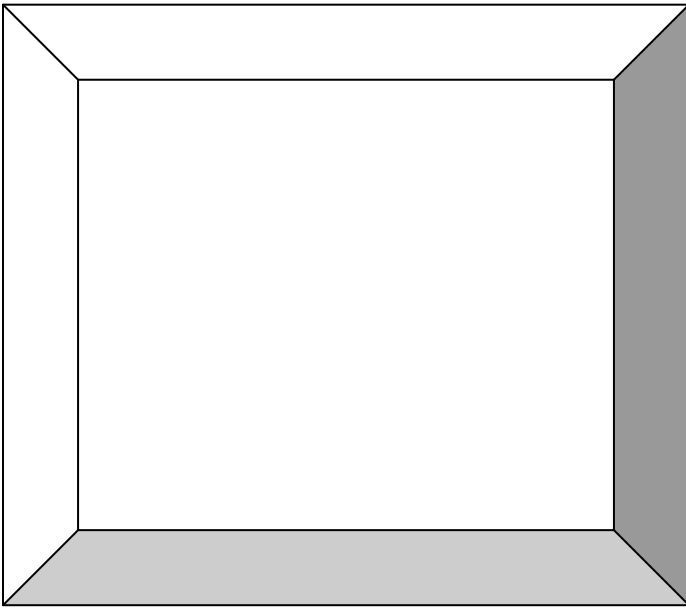
---

---

---

---

Draw a detailed picture of everything the brainstem does? On the lines, describe the **functions of it!**



---

---

---

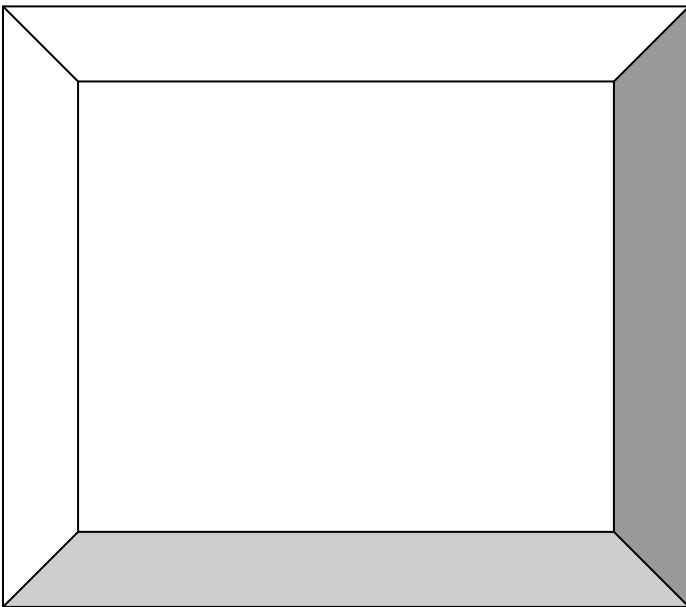
---

---

---

---

Draw a detailed picture of everything the Pituitary Gland does? On the lines, describe the **functions of it!**



---

---

---

---

---

---

---

Draw a detailed picture of 5 things you can do to keep your brain healthy? On the lines, describe.



---

---

---

---

---

---

1. Describe how neurons make connections in your brain on the lines below:

---

---

---

2. Identify 3 important facts about emotions on the lines below:

---

---

---