

Name: \_\_\_\_\_

Test Date: \_\_\_\_\_

### Respiratory System Study Guide

**Vocabulary Words:** Using index cards or homemade index cards, put the vocab word on one side, and the definition on the other side. You are responsible for knowing these words and their definitions.

Capillary

Alveoli

Bronchi

Bronchiole

Cilia

Pleural Membrane

Trachea

Larynx

Respiration

**Matching:** Draw a line to match the term with the matching statement.

Alveoli


Bronchioles

Respiration

Cilia

- A. *The overall process of taking in (inhaling) fresh air, getting rid of (exhaling) stale air.*
- B. *There are about 30,000 of these in each lung.*
- C. *Tiny hairs that act like a broom.*
- D. *There are 600 million of these in your lungs.*

Draw a detailed picture of the Trachea, Bronchi, Bronchioles, AND Alveoli? On the lines, describe each.



---

---

---

---

---

---

---

---

---

---

What is the purpose of cilia? Draw a picture in the box, and use words to explain.



---

---


---

---

---

---

What is the purpose of alveoli? Draw a picture in the box, and use words to explain.



---

---


---

---

---

---

Keeping Lungs Healthy Idea #1? Draw a picture in the box, and use words to explain.



---

---

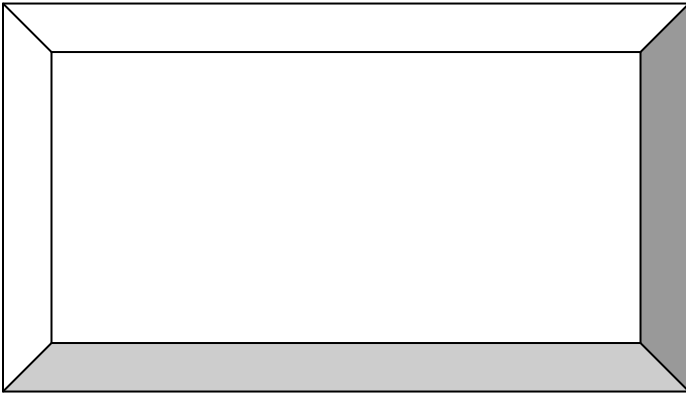
---

---

---

---

Keeping Lungs Healthy Idea #2? Draw a picture in the box, and use words to explain.



---

---

---

---

---

**Fill in the Blank with the appropriate word or words:**

1. The are one of the largest \_\_\_\_\_ in your body!
2. The lungs are found in your \_\_\_\_\_.
3. The lungs are protected by the \_\_\_\_\_.
4. The tubes connected to the \_\_\_\_\_ are called \_\_\_\_\_.
5. Also found in the lungs, are the \_\_\_\_\_, those look like tree branches.
6. When air is inhaled, air heads down the \_\_\_\_\_, where the \_\_\_\_\_ sweep away dirt and mucus.
7. When you exhale, the entire process works in \_\_\_\_\_; the air goes through the \_\_\_\_\_, out the \_\_\_\_\_, out the \_\_\_\_\_, and finally out through your \_\_\_\_\_ and \_\_\_\_\_.
8. The air you exhale contains \_\_\_\_\_ such as \_\_\_\_\_.
9. The two special slick layers that cover your lungs are called \_\_\_\_\_.
10. Above the trachea is the \_\_\_\_\_, sometimes called the \_\_\_\_\_.
11. Across the larynx (voice box) are two tiny ridges called \_\_\_\_\_.